



FLAG SIGNALS

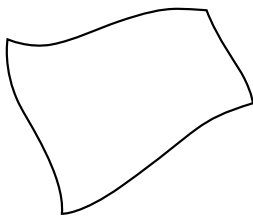
The illustrations below provide a quick colour reference to the flag signals set out in Appendix H. Refer to “Track Control and Flag Signalling (Appendix H to the NCR)” in “Race” in the CAMS Manual of Motor Sport for full information on these and other signals which are used in motor racing.

**BLUE**


Overtaking signal

**GREEN**

All clear ahead

**WHITE**


Slow moving vehicle or service vehicle on the track ahead

**BLACK & WHITE DIAGONAL**

Warning flag, displayed to a driver behaving in an unsportsmanlike manner

**YELLOW**


Danger ahead – slow and be prepared to take avoiding action

**BLACK WITH ORANGE DISC**

Mechanical problems: stop at pit on the next lap

**YELLOW WITH RED STRIPES**


Deterioration of adhesion / slippery surface ahead

**BLACK**

Enter pit lane on the next lap

**RED**

Stopping the race or practice

**BLACK & WHITE CHEQUERED**

Finishing flag – end of race or practice